



# THE DEVELOPMENT OF A NEW MULTIPLEX DIPSTICK FOR THE SIMULTANEOUS DETECTION OF SULFONAMIDES, FLUOROQUINOLONES, TYLOSIN AND CHLORAMPHENICOL IN HONEY

Chabottaux V.<sup>1</sup>, Bonhomme C.<sup>1</sup>, Stead S.<sup>2</sup>, Huet A-C.<sup>3</sup>, Wolodko-Cierniak K.<sup>2</sup>, Andrienne D.<sup>1</sup>, Nivarlet N.<sup>1</sup>, Pinacho D.G.<sup>4</sup>, Diserens J-M.<sup>5</sup>, Marco M-P.<sup>4</sup>, Delahaut P.<sup>3</sup>, Sharman M.<sup>2</sup>, Granier B.<sup>1</sup>

<sup>1</sup> Unisensor S.A., Rue du Dossay n°3, 4020 Wandre, Belgium (vin.cent.chabottaux@unisensor.be); <sup>2</sup> The Food and Environment Research Agency Research Agency, Sand Hutton, YO41 1LZ York, North Yorkshire, UK; <sup>3</sup> CER Groupe, Departement Santé, Rue du Point du Jour n°8, 6900 Marboie, Belgium; <sup>4</sup> IQAC-CSIC, CIBER-BBN, Applied Molecular Receptors Group - Jordi Girona n°18-26, 08034 Barcelona, Spain; <sup>5</sup> Nestlé Research Center - 1000 Lausanne n°26, Switzerland.

## I. ABSTRACT

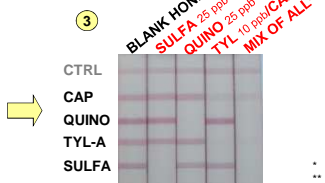
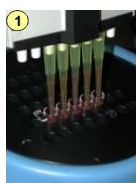
At present the use of antibiotics in apiculture is not permitted in Europe. However, between 2004-2009 approximately 60% of all alerts for drug residues in food of animal origin reported on the European Commission's Rapid Alert System on Food and Feed alerts (RASFFs) related to antibiotics with a high proportion being in honey. The majority of monitoring for veterinary drug residues is conducted using sophisticated laboratory instrumental equipment e.g., LC-MS/MS. Whilst this type of analysis provides quantitative and confirmatory results the associated turnaround times/costs may be unacceptable for routine screening. This situation underlines the need to develop rapid and inexpensive multiplex screening tests. An indirect competitive multiplex dipstick was developed within the EC funded CONFIDENCE project with the aim of detecting, in one single analysis, some of the most frequently confirmed antibiotics in honey including fluoroquinolones (QUINO), sulfonamides (SULFA), tylosin-A (TYL) and chloramphenicol (CAP).

## II. DESCRIPTION OF THE TEST

The dipstick was formulated as follows; freeze-dried antibodies were labelled with gold particles and the competitor conjugates were immobilized on a nitrocellulose membrane. A generic extraction was developed (see table n°1 on the right) combining an acidic hydrolysis to release the sugar-conjugated residues with an ethyl acetate extraction/concentration step prior to reconstitution in assay buffer. The dipstick is inserted into the liquid sample to initiate the immunochromatographic separation. The dipstick assay requires 5 minutes incubation (see picture n°1) and 15 minutes of dipstick migration (see picture n°2) at 40°C using Heatsensor and can be analyzed by visual observation (see picture n°3) or instrumental reading using a Readsensor.

Table n°1 : Sample preparation and dipstick analysis for the "lab-test".

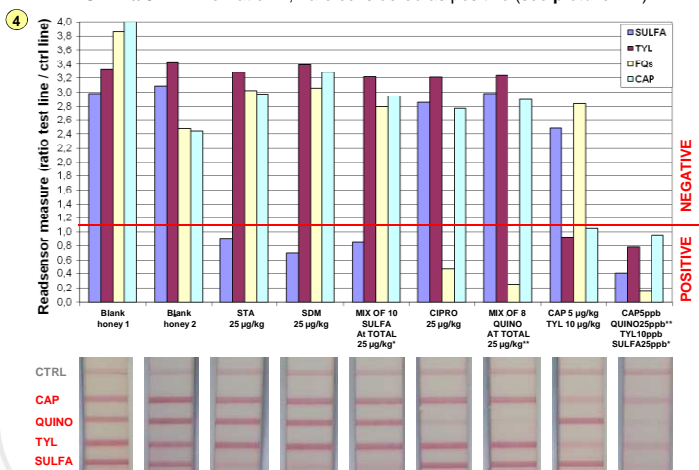
	A) SAMPLE "hydrolyzed" (SULFA/QUINO release)	B) SAMPLE "protected" (TYL-A/CAP protection)
HONEY SAMPLE	2.5 gr	2.5 gr
DILUTION	1.2 ml "ACID buffer" → 5 min at 95°C 1.2 ml "BASE buffer"	2.4 ml H2O → DISSOLUTION
EXTRACTION	10 ml ETHYLACETATE Shake 10 min Centrifuge 5 min	
SUPERNATANT	Transfer 8 ml supernatant	
EVAPORATION	55°C (N2) for 40 min	
DISSOLUTION	Extract "A" dilution in 250µl BUFFER	Extract "B" dilution in 250µl BUFFER
DIPSTICK ANALYSIS	MIX extracts "A" and "B" Add 200 µl of the MIX in the microwell → 5 min at 40°C Add the DIPSTICK in the microwell → 15 min at 40°C	
TOTAL TIME	90 min (up to 8 samples analyzed together)	
LAB MATERIAL	Waterbath, N2 evaporator, Heatsensor®, Readsensor®	



\* Mix of 10 SULFA spiked in honey at a TOTAL concentration of 25 µg/kg (ppb).  
\*\* Mix of 8 QUINO spiked in honey at a TOTAL concentration of 25 µg/kg (ppb).  
\*\*\* Mix of SULFA / QUINO / TYL-A / CAP spiked in honey at 25 µg/kg / 25 µg/kg / 10 µg/kg / 5 µg/kg (ppb).

## III. RESULTS

In case of contaminated honey sample, the contaminant will prevent the colour to appear on 1 of the 4 test lines corresponding to its antibiotic family. The result of the dipstick can be interpreted by comparing the test line intensity to the threshold intensity of the control (CTRL) line. After Readsensor measure, all sample giving a "TEST line/CTRL line" ratio ≤1,1 are considered as positive (see picture n°4).



\*Mix of 10 SULFA spiked in honey at a TOTAL concentration of 25 µg/kg (ppb) : SDA, SPR, STA, SMZ, SMP, SDM, SMER, SMM, SCP, SOX. \*\*Mix of 8 QUINO spiked in honey at a TOTAL concentration of 25 µg/kg (ppb) : CIPRO, DANO, DIFLO, ENRO, FLUM, MARBO, NOR, SARA.

## IV. EXPECTED\* SENSITIVITY (µg/kg – ppb)

Sulfonamide compounds	LoD LAB	LoD FIELD	CRL**	(Fluoro)quinolone compounds	LoD LAB	LoD FIELD	CRL**
Sulfapyridine	<10	<50	50	Enrofloxacin	<25	5-25	50
Sulfamethazine	<25	<50		Ciprofloxacin	<25	50	
Sulfamethoxyypyridazine	25	50-100		Danofloxacin	25-50	<100	
Sulfamerazine	25	50-100		Difloxacin	250	<500	
Sulfamonomethoxine	25	50-100		Marbofloxacin	50	<100	
Sulfadiazine	25	50-100		Norfloxacin	25	50	
Sulfadimethoxine	25	50-100		Sarafloxacin	>500	-	
Sulfathiazole	25	50-100		Flumequine	>500	-	
Sulfachloropyridazine	25	50-100					
Sulfaquinoxaline	50	<200					
Other compounds	LoD LAB	LoD FIELD	CRL**				
Tylosin-A	10	10-50	10				
Chloramphenicol	5	<60	0.3				

\* Single lab validation in progress (FERA) and Inter Lab Validation of the multiplex dipstick assay, planned in January 2012.  
\*\* European limits or recommended concentrations in honey (CRL – AFSSA-LMV France – SANCO/2006/3228).

"Lab" protocol requires an extraction step (described in paragraph II) and an overall time scale of 90 min for the whole test.  
"Field" protocol requires a honey dilution and an overall time scale of 30 min for the whole test.

## V. CONCLUSION

We have developed a multiplex dipstick assay able to detect in honey more than 10 sulfonamides (≤50 µg/kg), 5 fluoroquinolones (≤50 µg/kg), tylosin-A (10 µg/kg) below their respective European recommended concentrations together with chloramphenicol (5 µg/kg) in one single analysis. An alternative faster protocol without any extraction step and showing a slightly different sensitivity profile, provides the flexibility to use also the test out of lab for "direct field" testing. An official inter lab validation study of the assay will be conducted in January 2012 under CONFIDENCE project. The kit will be produced and commercialized at UNISENSOR S.A. under the name "BEE4SENSOR". Together with our already commercialized TETRASENSOR® dipstick, this new multiplex dipstick assay is covering the more frequently found and relevant antibiotics in honey.

